

Order Express

Advanced Reports Overview



Order Express offers a full suite of online reporting and analytics solutions to provide you with insights you need to manage your business. **Visual dashboards, easy to use pre-formatted reports, and simple custom controls** help you cut costs and drive profitability.

Choose your plan - **\$30/month per user ID** for each application/module or **\$99/month per user ID** for the full suite of modules. Reach out to your Sales Representative for your **FREE 30 day trial**.

Access Advanced Reports

Within Order Express navigate to the Reports page and click the Spend Analysis link to open the Report Center. For information on using Advanced Reports, please watch the Reporting Usability video located on the Order Express Video Training page.

Dashboard Navigation

The dashboard provides summary views of purchases in a number of ways, such as brand/generic, Rx/non-Rx/controlled substances, or on/off contract. Drill into the graphs and immediately view a detailed list of products by generic or trade name. Quickly cycle through your view by dollars or units. View contract spend as well as missed opportunities to determine areas to focus buying attention. Additionally, you can save your view as a personalized bookmark and easily export the graph or data to Excel.

Speed

The patented, in-memory technology provides time-savings by integrating an unlimited number of data views for all available accounts and all potential filters in one single unified application.

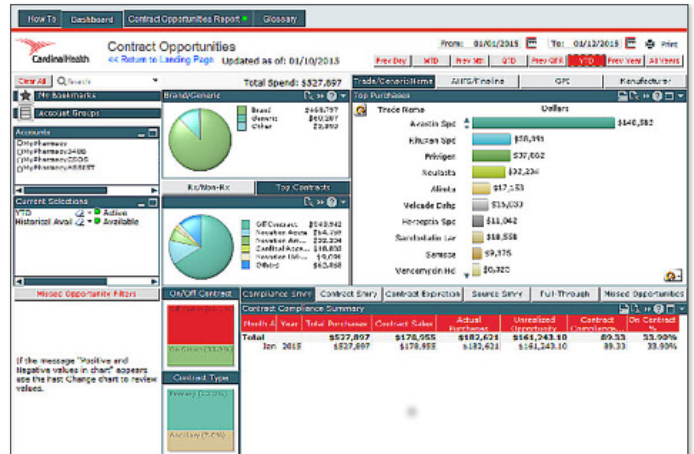
Scan, search or click

Scan a product's barcode to see purchase or contract history. Search for a product or group of products by manufacturer, Finline, AHFS or GPI code. Click on the graph or data in the report to apply filters. All views are integrated and available immediately — no need to wait for a report to run.



Contract Opportunities

Analyze contract purchase history by Primary, Ancillary or any combination of specific contracts including SOURCESM and 340B. See alternative opportunities with product availability and cost at the original time of purchase. Evaluate contract performance through the Contract Value report. This module contains 24 months of history.



Department Billing (IDB)

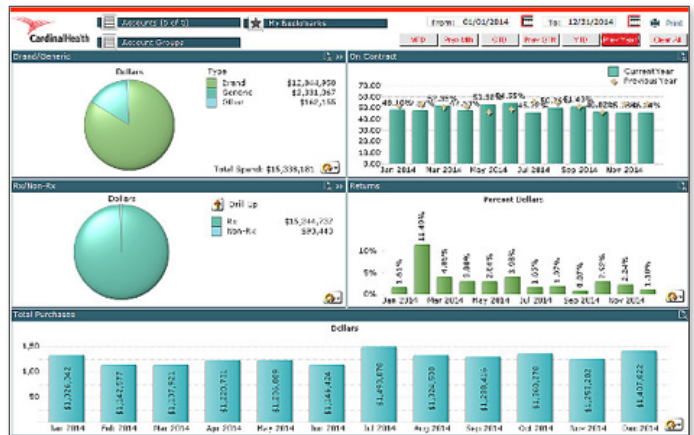
Summarize all debits, credits, balances, and show item usage and activity across all selected departments/budgets.

Note: While this report is within Advanced Reporting, it is available free of charge to all customers.

Account Name	Accounting Code	Department Name	Department Code	Bill/Credit Date	Type	Purchase Dollars
Memorial Hospital	30	SHU 01.6306.1273	SHU	01/06/2014	Bill	\$21.00
Memorial Hospital	30	Business Pharmacy	GRSG	01/06/2014	Bill	\$722.86
Memorial Hospital	30	Cardia 01.7720.1273	CARDID	01/06/2014	Bill	\$24.00
Memorial Hospital	30	Card Lab 01.7650.1273	CLTH	01/06/2014	Bill	\$25.00
Memorial Hospital	30	Ccu 01.6650.1273	CCU	01/06/2014	Bill	\$24.00
Memorial Hospital	30	Compassionate Care	3372CC	01/06/2014	Bill	\$24.00
Memorial Hospital	30	Dr Sandoz 03.7850.1273	BA1372	01/07/2014	Bill	\$4,058.93
Memorial Hospital	30	Dr Prentiss 03.7910.1273	PRENG	01/07/2014	Bill	\$9,599.19
Memorial Hospital	30	Dr 01.6420.1273	SK	01/06/2014	Bill	\$204.80
Memorial Hospital	30	Home Health 01.7820.1273	HH	01/06/2014	Bill	\$40.13
Memorial Hospital	30	Med Surg 01.6040.1273	MCSUR	01/06/2014	Bill	\$24.00
Memorial Hospital	30	Nose Med 01.7050.1273	N178	01/06/2014	Bill	\$367.73
Memorial Hospital	30	OB 01.3130.1273	OB	01/06/2014	Bill	\$74.00
Memorial Hospital	30	Onc Med 01.7620.1273	OCCMED	01/06/2014	Bill	\$465.27
Memorial Hospital	30	OR 01.6640.1273	OR	01/06/2014	Bill	\$49.88
Memorial Hospital	30	Pacu 01.6600.1273	PAC17	01/06/2014	Bill	\$74.00
Memorial Hospital	30	Radiology 01.7010.1273	XRAY	01/06/2014	Bill	\$35.00
Memorial Hospital	30	Stroke Process 01.7520.1273	S-PRDC	01/06/2014	Bill	\$102.40
Memorial Hospital	30	Linear Care 03.7933.1273	LIC	01/07/2014	Bill	\$76.39

Executive Dashboard

View a graphical summary of purchasing trends. Includes account specific information pertaining to Licenses, Payments, and Billing.



Invoice Approval

View Invoice Approval information. Allows Search and Review by invoice #, Invoice Date, PO, Account or Approval data.

Note: While this report is within Advanced Reporting, it is available free of charge to all customers.

Account Name	PO #	Invoice #	Invoice Date	Invoice Type	Approval Date	Approver	Invoice Approval Status	Ship Qty	Purchase Dollars	Open A	
Pharmacy 6		3221643	02/03/2018	Purchases	02/05/2018	Ellen Clark	Approved	4	\$215.88		
Pharmacy 6		3221643	02/03/2018	Purchases	02/06/2018	Stacey Dono	Approved	4	\$215.88		
Pharmacy 6		3229593	02/06/2018	Purchases	02/07/2018	Cheri Wargel	Approved	18	\$903.33		
Pharmacy 6		3229593	02/06/2018	Purchases	02/07/2018	Stacey Dono	Approved	18	\$903.33		
Pharmacy 6		3229593	02/06/2018	Purchases	02/08/2018	Cheri Wargel	Approved	18	\$903.33		
Pharmacy 6		3285805	02/20/2018	Purchases	02/20/2018	Ellen Clark	Approved	2	\$3,163.08		
Pharmacy 6		3285805	02/20/2018	Purchases	02/20/2018	Stacey Dono	Approved	2	\$3,163.08		
Pharmacy 6		3291034	02/21/2018	Purchases	02/21/2018	Ellen Clark	Approved	1	\$133.90		
Pharmacy 6		3291034	02/21/2018	Purchases	02/21/2018	Stacey Dono	Approved	1	\$133.90		
Pharmacy 6		3305909	02/24/2018	Purchases	02/26/2018	Ellen Clark	Approved	230	\$2,364.40		
Pharmacy 6		3305909	02/24/2018	Purchases	02/27/2018	Stacey Dono	Approved	230	\$2,364.40		
Pharmacy 6	51-OP	3245738	02/09/2018	Purchases	02/09/2018	Judy Meador	Approved	1	\$16,250.00		
Pharmacy 6	51-OP	3245738	02/09/2018	Purchases	02/09/2018	Stacey Dono	Approved	1	\$16,250.00		
Pharmacy 6	51-OP	3245738	02/09/2018	Purchases	02/12/2018	Cheri Wargel	Approved	1	\$16,250.00		
Pharmacy 6	51-OP	3229499	02/06/2018	Purchases	02/06/2018	Ellen Clark	Approved	5	\$2,530.65		
Pharmacy 6	51-OP	3229499	02/06/2018	Purchases	02/07/2018	Stacey Dono	Approved	5	\$2,530.65		
Pharmacy 6	51-OP	3229499	02/06/2018	Purchases	02/08/2018	Cheri Wargel	Approved	5	\$2,530.65		
Pharmacy 6	backorde.	3261611	02/14/2018	Purchases	02/15/2018	Cheri Wargel	Approved	5	\$176.70		
Pharmacy 6	backorde.	3243390	02/09/2018	Purchases	02/09/2018	Judy Meador	Approved	15	\$381.75		
Pharmacy 6	backorde.	3243390	02/09/2018	Purchases	02/09/2018	Stacey Dono	Approved	15	\$381.75		
Pharmacy 6	backorde.	3243390	02/09/2018	Purchases	02/12/2018	Cheri Wargel	Approved	15	\$381.75		
Pharmacy 6	backorde.	3285538	02/21/2018	Purchases	02/21/2018	Ellen Clark	Approved	4	\$150.68		
									28,060	\$2,989,651.82	\$934

Market Share

The Market Share report provides insight into where the customer is relative to the Market Share agreement. Market Share is based on the sales percentage of the item relative to the sale of all products.

Account Name	Generic Name	Trade Name	CIN	NDC	Strength	Form	Size	AHFS #	AHFS Description	Hfr	Units	Unit Price
	S-HYDROXY... R/PTOPHAN	4941233 07610060512	100mg	CAPS	60 EA	925200 Other Medic...	Base Dr...	Bsc	0	0		
	8-HYDROXY... UNOLIN	4990511 98193000017	0.3%	OINT	226.8 GM	0 AHfs Cate...	Emerson	Emh	1		\$5.00	
	ABACAVIR/... UTEGRAV/...	5013099 49702023113	600-50-3	TABS	30 EA	81808 Antiretrov...	Gsk Viv...	Gsk	1		\$2,707.02	
	ABACAVIR	4800611 65862007360	300mg	TABS	60 EA	81808 Antiretrov...	Aurobind...	Auro	0			
	Pain Relief...	2164426 00904813509	250-250-	TABS	100 EA	280804 Other Nons...	Major Ph...	Hbl	0		\$6.68	
	Ldr Migraine	3312154 37205028062	250-250-	TABS	24 EA	280804 Other Nons...	Permco C...	Per	0			
	Formula	3466430 37205028078	250-250-	TABS	100 EA	280804 Other Nons...	Permco C...	Per	0			
	Acetamin/A...	5313304 70000014701	250-250-	TABS	24 EA	0 AHfs Cate...	Permco C...	Per	0			
	Pain/fever	3703832 41167300605	250-250-	TABS	24 EA	0 AHfs Cate...	Emerson	Emh	0		\$5.68	
	Acetamin/A...	4922555 00591264001	300-50-4	CAPS	100 EA	280892 Analgesics	Teva Act...	Act	0			
	Utalib/caff	3596290 00603254421	325-50-4	TABS	100 EA	280892 Analgesics	Par Duall...	GR	1		\$39.16	
	Acetamin/A...	5297262 70000015901	500-65mg	TABS	24 EA	0 AHfs Cate...	Link Inter...	Link	0			
	Ldr Tension	5332226 70000030501	160mg/5ml	SUSP	118 ML	280892 Analgesics	PI Develo...	Pld	0			
	Pain/fever	4851281 49781001604	160mg/5ml	SUSP	118 ML	280892 Analgesics	PI Develo...	Pld	0			
	Childrens	5298757 70000029501	160mg/5ml	SUSP	118 ML	280892 Analgesics	PI Develo...	Pld	0			
	Childrens	5298758 70000019701	160mg/5ml	SUSP	118 ML	280892 Analgesics	PI Develo...	Pld	0			
	Childrens	4810921 49781001004	160mg/5ml	SUSP	118 ML	280892 Analgesics	Permco C...	Per	0			
	Childrens	1241512 00536012297	160mg/5ml	ELIX	118 ML	280892 Analgesics	Major Ru...	Ris	0			
	Acetaminoph	4141511 57896020101	500mg	TABS	100 EA	280892 Analgesics	Geni Car...	Gap	2		\$5.30	
	Acetaminoph	4023808 45060270030	500mg	SUP	12 EA	280892 Analgesics	Permco P...	Per	0			
	Acetaminoph	2925394 57896021201	500mg	TABS	100 EA	280892 Analgesics	Geni Car...	Gap	2		\$5.30	
	Acetaminop	1108943 00536213101	500mg	TABS	100 EA	280892 Analgesics	Major Ru...	Ris	0			
	Tylenol Sor	3675053 00450031308	500mg/1	LICD	240 ML	280892 Analgesics	Johnson ...	Jl	0			
	Tylenol Sor	4851341 49781001504	160mg/5ml	LICD	118 ML	280892 Analgesics	Permco C...	Per	0			
	Tylenol Chl	1535343 00450029604	160mg/5ml	SUSP	120 ML	280892 Analgesics	Johnson ...	Jl	0			
	Tylenol Chl	2638001 00904158260	500mg	CAPS	100 EA	280892 Analgesics	Major Ru...	Mel	0			

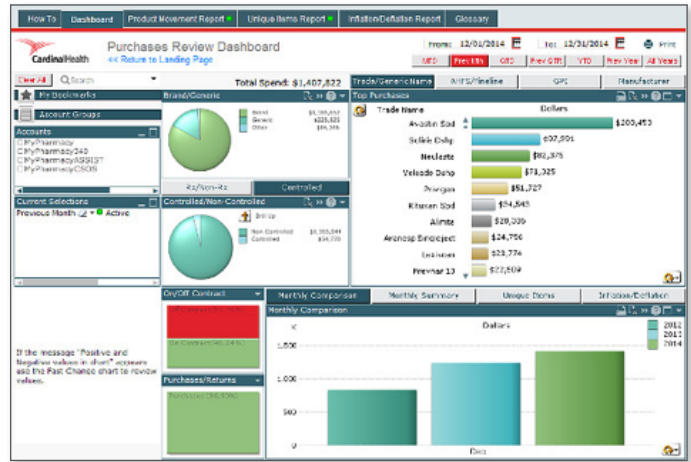
Open to Buy

The Open to Buy report assesses your available balance to purchase product and includes key account and billing information.

Accounts	Billing	Payment Terms	10 DFS
My Pharmacy		COD	COD NOT APPLICABLE
		COD Add on Amount	\$0.00
		Prepaid	
		Statement Frequency	SEMI-MONTHLY
		Discount Paid Days	0
		Discount %	(3.50)%
		Last Payment Date	03/12/2018
		Last Payment Amount	\$56,043.18
		Credit Limit	\$145,000.00
		Current A/R Balance	\$78,180.56
		Open to Buy	\$66,819.44

Purchases Review

Review purchase history at both the summary and detail level for up to 36 months. Includes breakdown by generic, non-Rx category, controlled substances and more. Focus on Inflation/Deflation, the Unique Items details view, or the Top Price Change to search for cost savings opportunities. Take advantage of the Invoice Report tab to search and review invoices by date, due date, PO and account. View all items that were auto-subbed during the ordering process.



Separation of Duties

The Separation of Duties report will allow you to see who placed an order, who received an order and who approved the invoice, when using invoice approval. The Separation of Duties report provides cross account viewing as well as the ability to filter, group, subtotal or sort by:

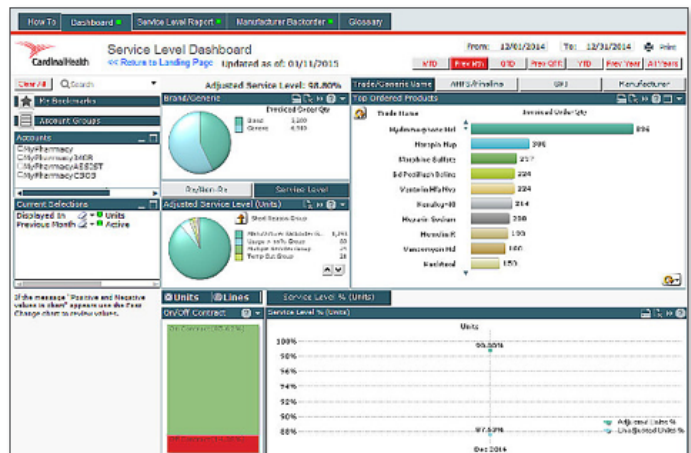
- Invoice
- PO #
- Account
- User

This report will allow you to quickly address issues related to diversion, respond to audit requests and comply with various regulations requiring a separation of duties throughout the ordering process.

Account Name	Order #	Submitted By	Invoice #	Invoice Approved By	Invoice Date	Received Status	Received By	Purchase Dollars
Memorial Hospital - East	6839008	Jane Smith	2146733	Donna Roberts	12/17/2014	Received	Bill Pursell	\$15.53
Memorial Hospital - East	6831260	Jane Smith	2139266	Donna Roberts	12/16/2014	Received	Bill Pursell	\$13.70
Memorial Hospital - East	6770296	Jane Smith	2082556	Donna Roberts	12/09/2014	Received	Bill Pursell	\$1.83
Memorial Hospital - East	6719089	Jane Smith	2035227	Donna Roberts	12/03/2014	Received	Bill Pursell	\$13.70
Memorial Hospital - East	6707762	Jane Smith	2024432	Donna Roberts	12/02/2014	Received	Bill Pursell	\$13.70
Memorial Hospital - East	4182504	Jane Smith	7606632	Donna Roberts	12/31/2014	Received	Bill Pursell	\$5.05
Memorial Hospital - East	4182443	Mark Jones	7606576	Donna Roberts	12/31/2014	Received	Bill Pursell	\$25.14
Memorial Hospital - North	4180798	Anthony Willis	7604985	Nate McIntyre	12/31/2014	Received	Bill Pursell	\$263.56
Memorial Hospital - North	4180584	Anthony Willis	7604777	Nate McIntyre	12/31/2014	Received	Bill Pursell	\$11.88
Memorial Hospital - North	4180560	Anthony Willis	7604755	Nate McIntyre	12/31/2014	Received	Bill Pursell	\$35.64
Memorial Hospital - North	4180058	Anthony Willis	7604291	Nate McIntyre	12/31/2014	Received	Bill Pursell	\$2,385.94
Memorial Hospital - North	4178859	Anthony Willis	7603330	Nate McIntyre	12/31/2014	Received	Bill Pursell	\$39.75
Total Purchase Dollars								\$70,423,627.56

Service Level Review

View service level data by account or group of accounts. Review manufacturer performance and backorders. See trending or details through a variety of custom filters for all 36 months of available data. This report is updated weekly.



SOURCESM Rebate Estimator

View your SOURCESM actual and projected spend using the SOURCESM Rebate Estimator report. Select or create a rebate matrix and use the interactive controls to predict SOURCESM rebates based on additional tiered SOURCESM purchases.

Note: While this report is within Advanced Reporting, it is available free of charge to all customers.

SOURCESM Opportunities

Analyze non-SOURCESM Generic Purchases and provide alternative recommendations for products in SOURCESM contract. Data in this module is limited to 90 days. Create a file to import into Order Express Lists or Shopping Cart to optimize your SOURCESM compliance opportunity.

Note: While this report is within Advanced Reporting, it is available free of charge to all customers.

Available Functionality, Reports and Data:

Order Express Reports

	Standard reports	Advanced reports
Ease of Use	High	High
Data History Available	2 – 36 months	36 months
Ad-Hoc Capabilities	Medium	High
Drill Down	Limited	Full
Export/Print	✓	✓
Single Account Selection	✓	✓
Multi-Account Selection	Limited	✓
Top Purchased Products	✓	✓
Drug Cost Savings Opportunities	✓	✓
Product Availability Reports	✓	✓
Cost & Price Change Reports	✓	✓
Invoices & Statements	✓	✓
Multi-Invoice Print	✓	✓
Source Opportunities	✓	✓
Contract Product & Pricing Catalog	✓	✓
Auto Sub Report		✓
Separation of Duties Report		✓
User Defined Acct Groups		✓
Service Level — Supply Chain		✓
Contract Analysis & Opportunity Reports		✓
Personal/Saved Templates		✓
Graphical Dashboard		✓
High Speed Performance		✓
Implementation Time	Immediate	3-5 days

Reach out to your Sales Representative for more information.

© 2018 Cardinal Health. All rights reserved. CARDINAL HEALTH, the Cardinal Health LOGO and ESSENTIAL TO CARE are trademarks or registered trademarks of Cardinal Health. All other marks are the property of their respective owners. Lit. No. 1MC18-781166 (03/2018)

